



South West JCCC Annual report 2022



**Keep your heart with all diligence for out of it spring the issues
of life.**

(Proverbs 4: 23)



Table of Content:

<u>1.</u>	Introduction:	3
<u>2.</u>	Contextual information about the school, including the characteristics of students at the school;	3
<u>3.</u>	Teacher Qualifications.....	4
<u>4.</u>	Workforce composition, including Aboriginal and Torres Strait Islander composition;.....	5
<u>5.</u>	Student attendance at the school,	5
<u>6.</u>	NAPLAN results.....	6
<u>7.</u>	Surveys.....	8
<u>8.</u>	School income and expenditure.....	8

1. Introduction:

What follows is the South West JCCC Annual Report for 2022.

This report has the purpose of showing compliance to the FRSA and Department of Education (DoE).

It makes sense to indicate and prove that we are compliant to the requirements of DoE every year and not only in the year that a registration visit is conducted.

As there are many activities to report on, this document will become more than a report if we include everything. Therefore, some activities are reported on in more detail than others.

This report details aspects relating to staff and students and their various school related activities in 2022.

2. Contextual information about the school, including the characteristics of students at the school.

South West John Calvin Christian College is a K-10 school situated in Capel in the South West. The school is conducted by the Free Reformed School Association (Inc) which draws its members from the Free Reformed Churches established in the regions where the schools are located.

The school was previously called the Bunbury John Calvin School and operated from Carey Park in the early 2000's and later from Picton. There are 4 other schools that fall under the Free Reformed School Association. They are: John Calvin Christian College in Armadale, Byford John Calvin School, Kelmscott John Calvin School as well as Rockingham John Calvin School. The schools are co-ed, and they have a comprehensive curriculum across the standard range of learning areas, including Religious Studies. Curriculum and school culture are driven by a belief that all of life is subservient to God, as He has revealed this in the Bible.

The schools seek to establish safe and enjoyable learning environments, a strong emphasis on meaningful and significant learning across all learning areas and close links with the parents. The schools are supported by an Administration Centre and a group of staff who assists the school in Teaching and Learning. The former, facilitates administrative matters and the latter matters related to curriculum and teacher in-service.



3. Teacher Qualifications

Notes:

- All teaching staff are registered with the Teachers Registration Board of Western Australia.
- All staff have a current Working with Children Check card (WA).

Staff member	Responsibility	Qualification	FTE
	Principal	Higher Education Diploma (4 Years RSA)	1
	Deputy Principal	B Arts (Communication Studies); Grad Dip Ed; DRE	1
	Ed support EA	Studying	0.5
	K/PP teacher	Diploma of Teaching; B Ed; Royal Society of Arts Degree (RSA)	0.8
	Middle School Teacher	B Arts; Graduate Diploma of Education (Secondary)	0.821
	Yr. 1/2 teacher	Limited Authority to teach. Only Year One and Two.	0.444
	Indonesian Teacher	B of Education	0.208
	Yr. 3/4 teacher	B Arts (Ed)	1
	Yr. 5/6 teacher	B Arts (Ed)	1
	CES teacher	B Ed	0.9
	Science teacher	Bachelor of Education (4yrs) Bachelor of Science (Marine & Env. Sc)	0.638
	Yr 1/2 teacher	B of Education	0.7
	Education assistant	Cert III Educational support	0.5
	Education assistant	Cert IV Educational Support	0.8
	Secretary	Administration	0.4
	Secretary	Administration	0.3
	Middle school teacher	B Sc; Higher Teaching Diploma; DRE	1.0



4. Workforce composition, including Aboriginal and Torres Strait Islander composition.

The workforce consists of 4 males and 11 females.

To summarise:

Staff	Male	Female
Teachers	4	9
EAs	0	3
Secretary	0	1

Currently we have no Aboriginal or Torres Straight Island students.

5. Student attendance at the school, including:

(i) the attendance rates for each year of schooling

PP	Year 1	Year 2	Year 3	Year 4	Year 5	Year 6
92	87	92	93	90	92	93
Year 7	Year 8	Year 9	Year 10			
95	94	95	94			

(ii) a description of how non-attendance is managed by the school.

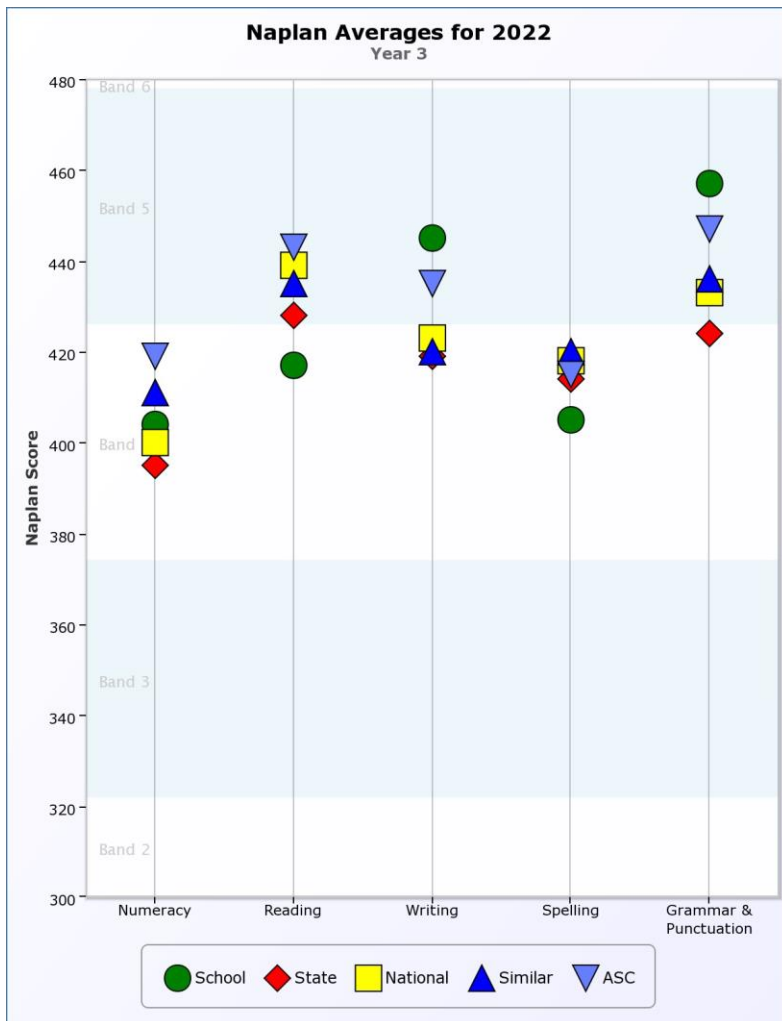
Attendance is done twice every day by Primary School staff in the morning when school starts and again at 12:45 when lunch time is finished.

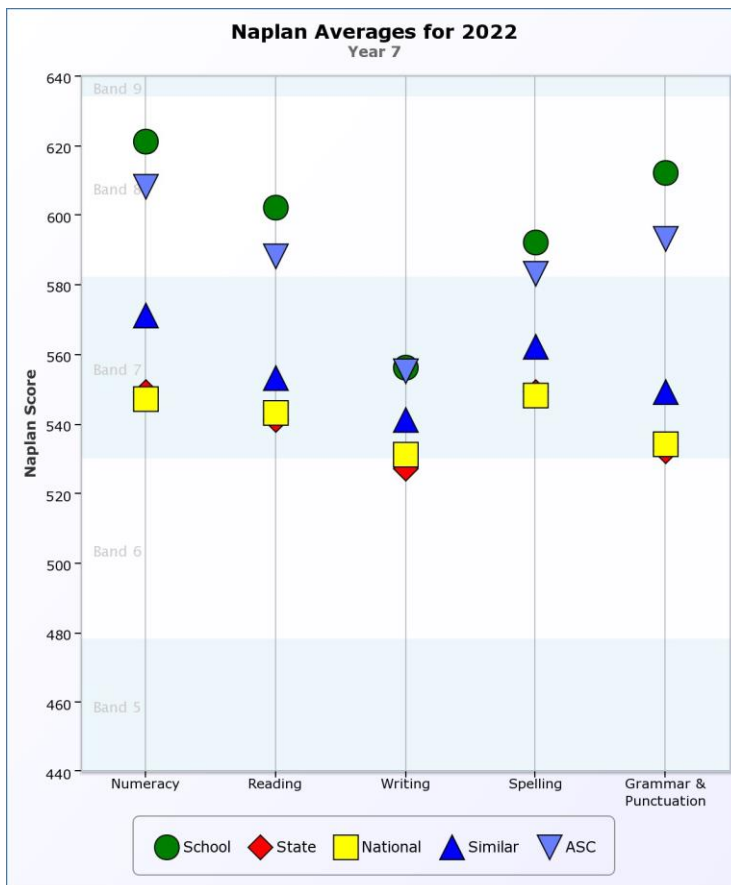
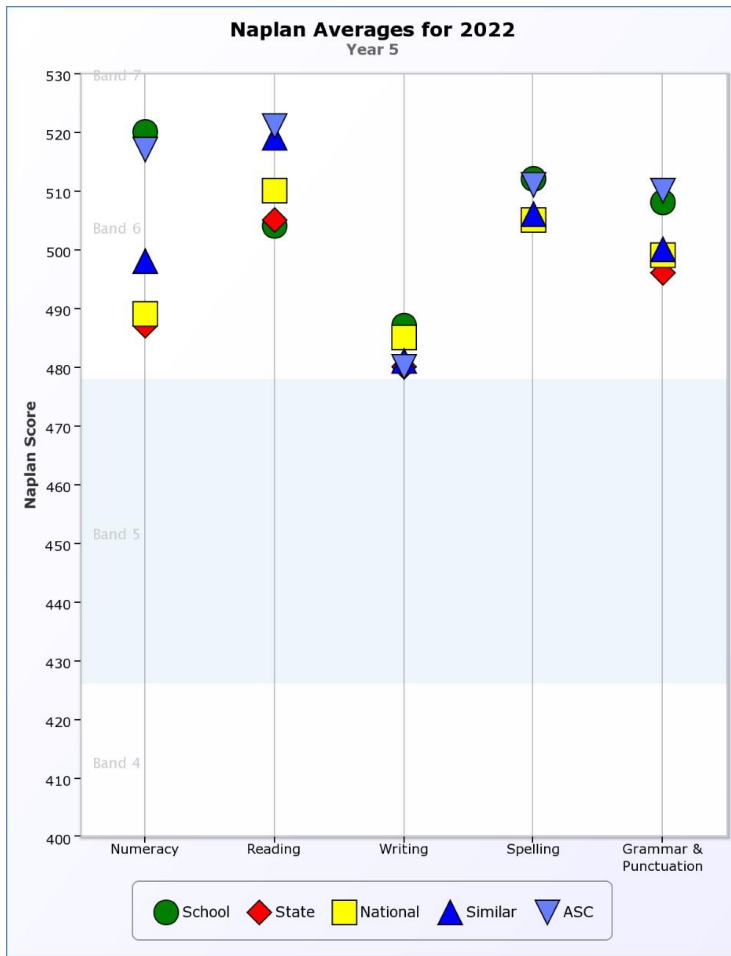
For Middle School, the staff take roll call every lesson.

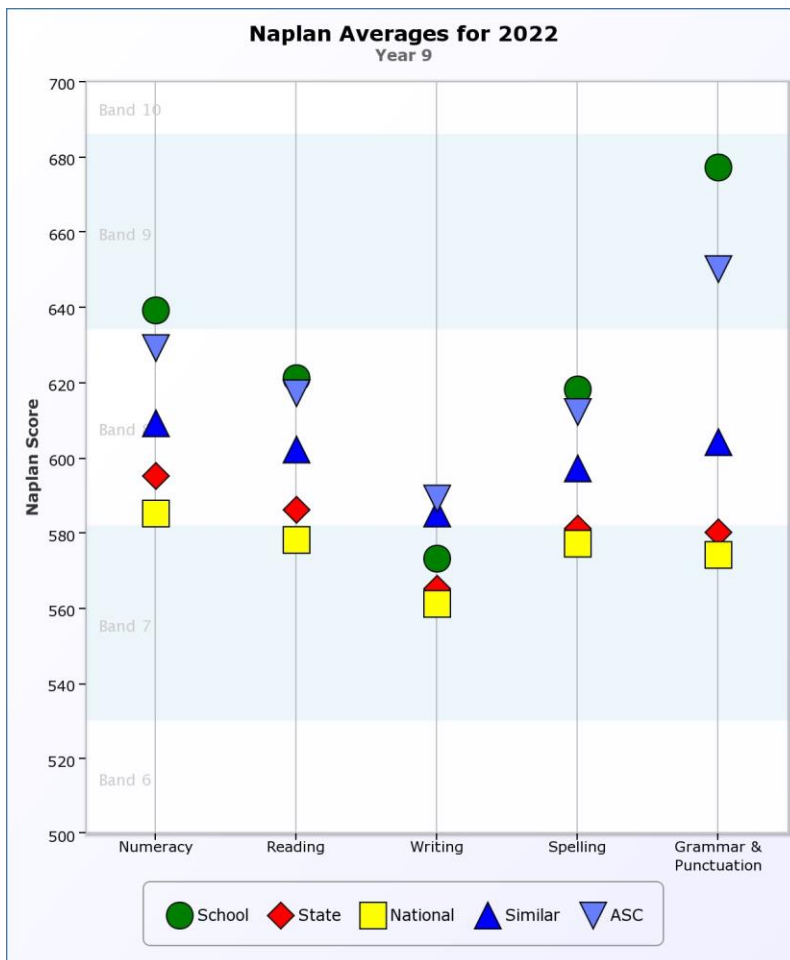
When notification has not been received, the principal or secretary will call the parents or guardian as soon as possible. We also have an emergency contact person on our records for when we cannot get hold of the parents or guardian.



5. NAPLAN results







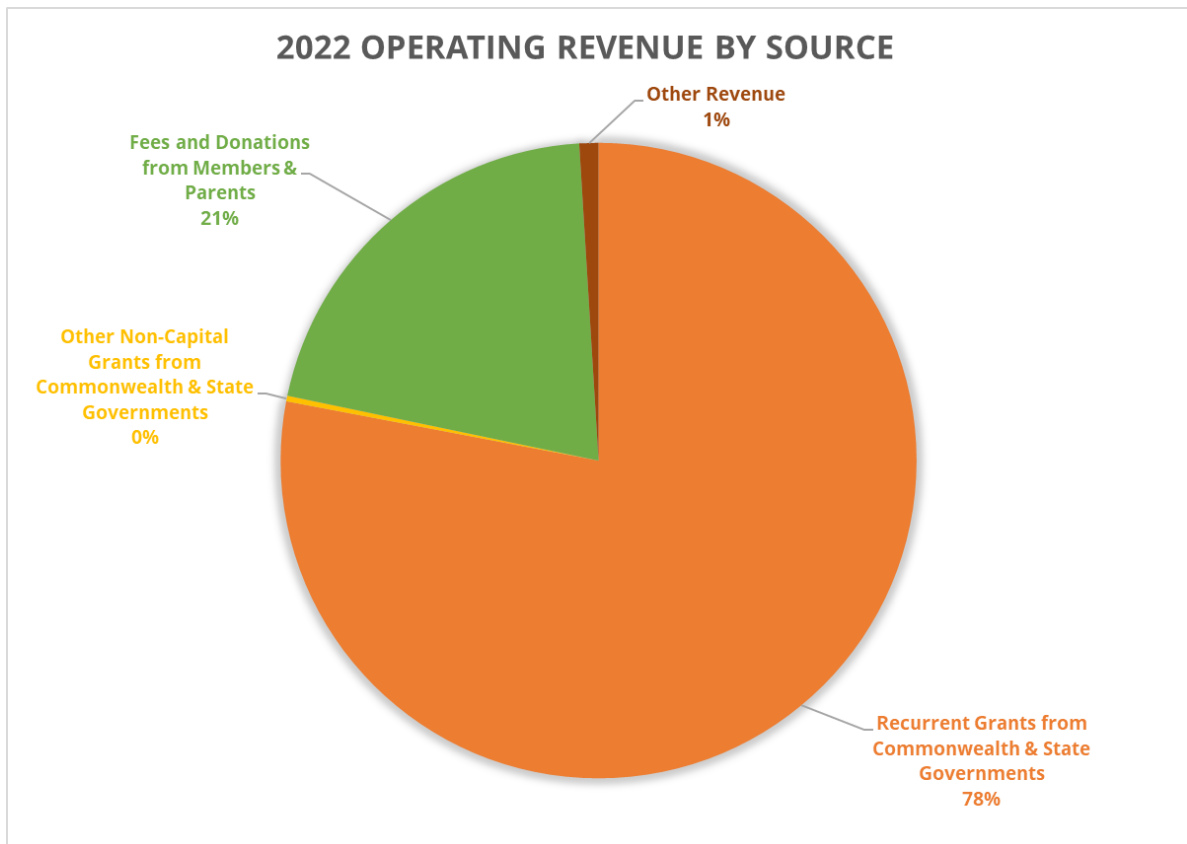
7. Surveys

Parent, student, and teacher satisfaction with the school have been done at the end of 2019. The results of the parent survey are available for the school community. Please send an email to request access to the link. jan.vandendolder@frsa.asn.au

Results from the teacher and student surveys are available on request from the principal.

8. School income and expenditure

Income from Operating Activities	
Recurrent Grants from Commonwealth & State Governments	13,780,937
Other Non-Capital Grants from Commonwealth & State Governments	50,599
Fees and Donations from Members & Parents	3,667,028
Other Revenue	171,643
Total Operating Revenue	17,670,207



For any other information, please contact the school at (08)97262038.

Regards,

JR van den Dolder
Principal SWJCCC
0403528786