



**KELMSCOTT  
JOHN CALVIN SCHOOL**

*My heart I offer to You Lord - promptly and sincerely*

# Annual Report 2021



**Hear, O Israel: The LORD our God, the LORD is one.**

***Deuteronomy 6:4***

*My heart I offer to you Lord - promptly and sincerely*

## Table of Contents

<b>1. Introduction</b>	<b>3</b>
<b>2. KJCS School Context</b>	<b>3</b>
<b>3. KJCS Teacher Qualifications</b>	<b>4</b>
<b>4. KJCS Workforce Composition</b>	<b>5</b>
<b>5. KJCS Student Attendance</b>	<b>6</b>
5.1. Attendance full year, 2021	6
5.2. Non-attendance management	6
<b>6. KJCS NAPLAN Results</b>	<b>7</b>
6.1. Year 3 NAPLAN Results Summary	7
6.2. Year 5 NAPLAN Results Summary	7
<b>7. FRSA School income</b>	<b>8</b>
7.1. Operating activities	8

## 1. Introduction

---

This is the annual public report for the Kelmscott John Calvin School (KJCS). It summarises some of the key details of the school for the 2021 Academic year. The information is given as per requirements of the Australian Education Regulations 2013 Subdivision H Section 60.

KJCS is one of five schools operated by the Free Reformed School Association (FRSA). The information presented relates mostly to the KJCS specifically; in some instances, the information relates to the whole of the FRSA, as designated in the headings.

KJCS is a K-6 school. The school follows the WA Curriculum as prescribed by SCSA. Indonesian is the language taught in Languages from Years 3 – 6 and Music and Visual Arts are taught in The Arts. In addition to the Learning Areas of the WA Curriculum, KJCS also covers the Learning Area of Reformed Christian Studies.

## 2. KJCS School Context

---

Description:	A school of the Free Reformed School Association. School opened in 1983.
ABN:	20 420 441 021
Federal Code:	77114
State Code:	1302
Gender Composition:	COED
Enrolment Group:	Kindergarten – Year 6
Affiliation:	Free Reformed Churches of Australia
Boarders:	No
Full fee-paying overseas students:	No
Address:	322 Lake Road, Champion Lakes WA 6111
Email:	kelmscott.secretary@frsa.asn.au
Phone:	08 9390 6256
Principal:	Mr Alwyn Terpstra

### 3. KJCS Teacher Qualifications

Staff Member	FTE	Responsibility	Qualification
Alwyn Terpstra	0.80	Principal	Dip T; B Ed; M IL
Lisa Taleghani	1.00	Deputy Principal Ed Support Coordinator	B Ed;
Renita Wagenaar	0.82	Early Years Coordinator K, P, Yr 2 teacher	B Ed
Suzette Van Der Laan	1.00	K teacher	B Ed
Ilse Boekholt	1.00	P teacher	B Ed
Caroline Sibum	0.66	Year 1a teacher	Dip T (P); B Ed
Jacqueline Oldenburger	0.44	Year 1a teacher	Dip T; B Ed
Danielle Griffioen	1.00	Year 1b teacher	B Ed
Tamala Van Der Linden	1.00	Year 2 teacher	B Ed
Mark Hoogerdijk	1.00	Year 3 teacher (Feb – Jun)	B A; M Div.; Grad Dip Ed
Teresa Zandman	1.00	Year 3 teacher (Jul – Dec)	B Ed
Eddy Louw	1.00	Year 4 teacher	B Ed
Hanna-Lee Bosveld	1.00	Year 5 teacher (Feb – Aug)	B Ed
Amber Eilander	1.00	Year 5 teacher (Sep – Dec)	B Ed
Judy Swarts	0.14	Year 5 teacher	B Ed
Justin Bolhuis	1.00	Year 6 teacher	B Ed
Bernard Schoof	0.07	Music teacher (3, 4)	B Ed
Ben de Vos	0.08	Music teacher (5, 6)	B Ed
Alice Steenhof	0.30	Language teacher (3 – 6)	Dip T; B Ed
Noleen Schiebaan	0.16	Visual Arts Teacher (3 – 6)	B Ed

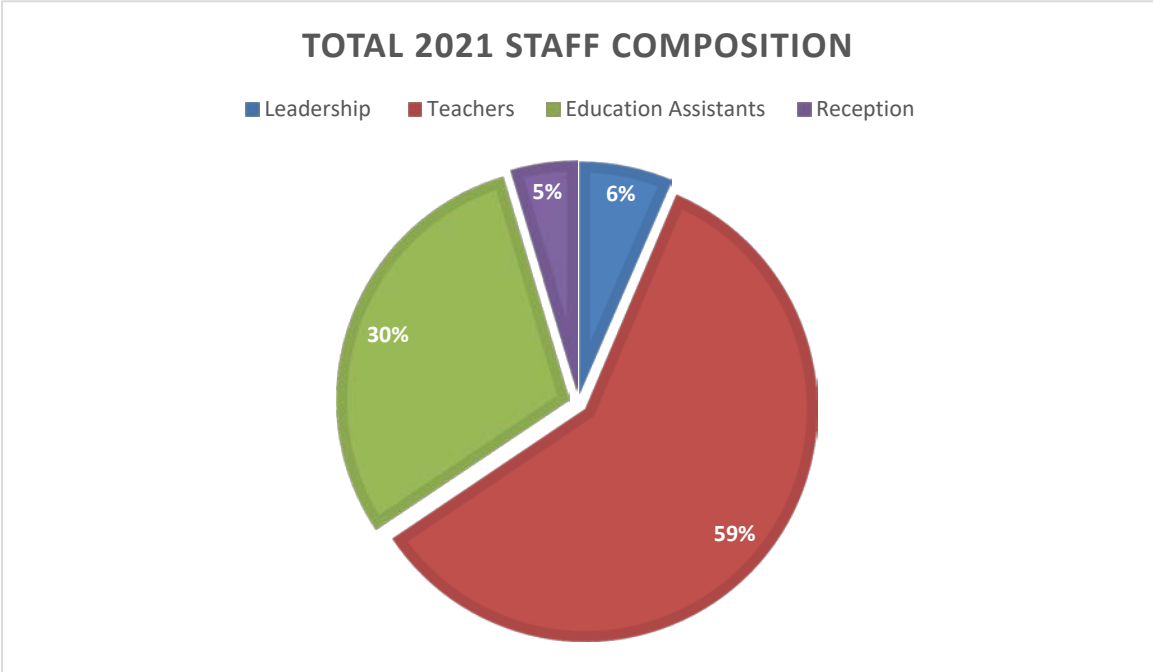
Notes:

- All teaching staff are registered with the Teachers Registration Board of Western Australia.
- All staff have a current Working with Children Card (WA).

#### 4. KJCS Workforce Composition

---

	FTE
Leadership	1.4
Teachers	12.9
Education Assistants	6.5
Reception	1.0



## 5. KJCS Student Attendance

---

### 5.1. Attendance full year, 2021

<b>KJCS Attendance 2021</b>	
<b>SCHOOLYEAR</b>	<b>PERCENT PRESENT</b>
K	87.2
PP	89.2
1	90.7
2	89.4
3	90.4
4	90.1
5	92.9
6	93.2

### 5.2. Non-attendance management

Acceptable reasons for absence are:

1. Medical
2. Approved absence.

All other absences are recorded as non-approved absence.

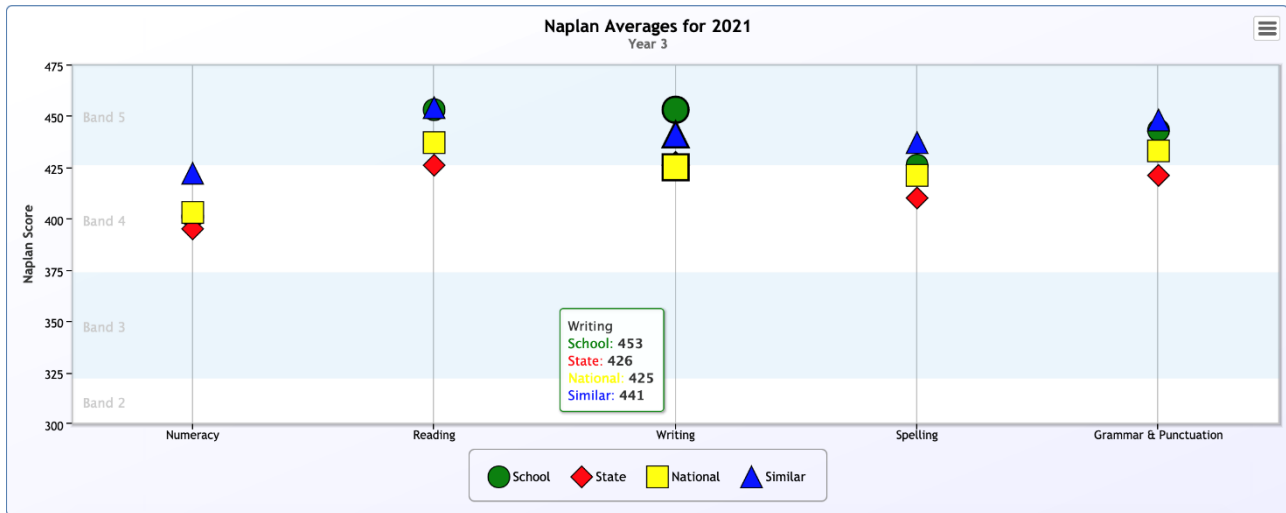
Parents are requested to notify the school each day of a student's absence via email or calling the school.

Class attendance is recorded per each half-day. If no notification is received by a teacher regarding an absence by 9:15am each day, administration is notified and then contact is made to the parent to ascertain the location of the student.

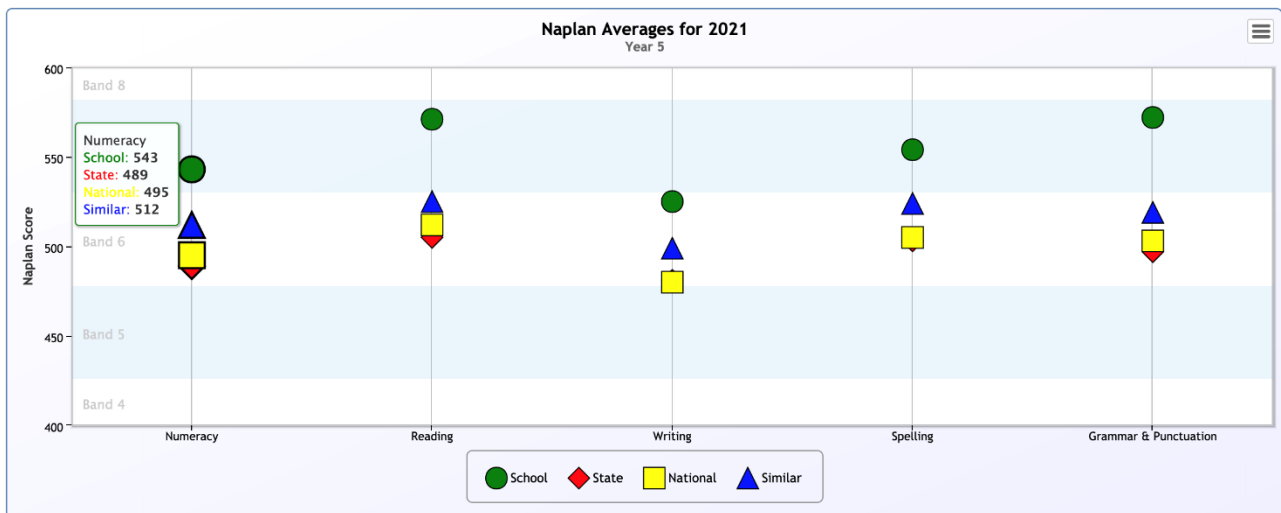
## 6. KJCS NAPLAN Results

The graphs below represent NAPLAN 2021 results.

### 6.1. Year 3 NAPLAN Results Summary



### 6.2. Year 5 NAPLAN Results Summary



## 7. FRSA School income

---

### 7.1. Operating activities

<b>Income from Operating Activities</b>	
Recurrent Grants from Commonwealth & State Governments	12,725,928
Other Non-Capital Grants from Commonwealth & State Governments	159,514
Fees and Donations from Members & Parents	3,302,048
Other Revenue	167,243
<b>Total Operating Revenue</b>	<b>16,354,733</b>

